

IN FOCUS:

Treating caries promptly.

The **direct**
route to
beautiful teeth

Early **treatment**
of caries –
without any
drilling!

How important
is a

*nice smile
to you?*



What can be done to
treat white spots?



Successful and confident with beautiful teeth

Healthy teeth always make a good impression

Body language, posture, a look – there are signals that we all immediately and instantly understand. Healthy teeth are a sign of strength, health and energy. That is why nice, well-cared for teeth make us more attractive and give us confidence.

Being able to show your teeth with confidence is simply a good feeling – be it as a bright smile or in order to prove that you have “bite” when it comes to asserting yourself.

You don't have to suffer to be beautiful

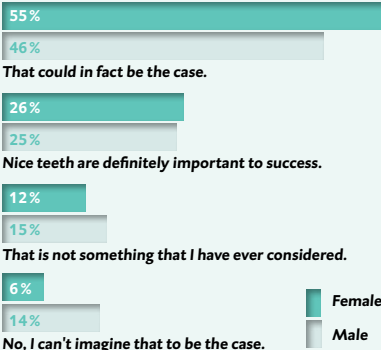
Even when we clean our teeth regularly, “soft” areas still sometimes develop in our dentition – particularly in the areas between the teeth that are difficult to reach. For a long time, it was not possible to treat incipient caries without damaging healthy tooth substance. However, the Icon infiltration method provides a gentle solution that arrests caries in the early stages

and treats white spots, allowing the natural beauty of the teeth to be maintained in the long-term.

And the best thing is: treatment with Icon is extremely gentle. Drills and other instruments that make almost every dental patient feel queasy, at the very least, are not used!

Nice teeth are worth it

Do you believe that nice teeth are a factor in the success of your career?





Visiting the dentist is no longer an act of courage

What would patients and dentists choose if they could make one wish together?

Without a doubt, they would wish for caries treatment without pain, needles or drills. This wish has now come true in the case of caries in the early stages.

The Icon infiltration method was developed over the course of several years of research, allowing incipient caries to be treated early and arrested without drilling, so that the tooth is then protected on a long-term basis.

This is how it works: Following brief pre-treatment of the surface using a gel, a highly fluid acrylic (the “Icon infiltrant”) is applied to the affected area. This is absorbed deeply into the



affected enamel, is exposed to a special light, and cured. The enamel is now stabilized – and the caries arrested.

Treatment is completed with just one visit to the dentist, and only takes about twenty minutes in total.

There is a lot to be said for the infiltration method in practice

Carrying out drilling always means that a lot of healthy tooth substance is also sacrificed in order to reach the affected area. This can be avoided with Icon.

» For us dentists, Icon is the missing piece in the puzzle between prevention and restoration. What particularly appeals to me is that this method was scientifically documented in very detailed fashion before it was marketed.

Dr. Marcio Garcia dos Santos MSc,
PhD (dental surgeon), Brazil

» I have been using Icon for more than 4 years. Icon has proved to be highly successful in the treatment of white spots, and is definitely my choice when it comes to preventive dentistry.

Dr. Richard Chaet
(pediatric dentist), USA





The direct route to beautiful teeth

First signs of caries

White spots on the smooth surfaces of teeth develop as a result of microscopically small areas of damage in the enamel. They can develop, for example, as a result of caries and the accompanying mineral loss, which cause the top surfaces of the enamel to become softer and more porous. In some cases, mineral loss of this kind can be halted by careful oral hygiene and fluoride therapy – but unfortunately not always. If this is not successful, the caries will continue to develop from the initial signs comprised of white spots until treatment becomes necessary.

White spots prevent a balanced overall appearance

White spots are also an esthetic problem, particularly in the case of anterior dentition: The teeth lose their healthy glow and appear to be somewhat poorly cared for. People who value their appearance are bothered by this and consider it to be detrimental, particularly when brown staining also becomes deposited in the affected areas.

» Despite education regarding the required oral hygiene, annoying white spots nevertheless sometimes occur during treatment using fixed orthodontic appliances. This is where Icon can help.◀

Dr. Dorothea Laupheimer
(orthodontic specialist), Germany



Using infiltration to treat white spots

In the case of whitish discoloration, which is occasionally evident when fixed orthodontic appliances are removed, for example, this is as a result of pockets of air and water in porous enamel.

Treatment with Icon seals the enamel structure again, balancing out the unsightly difference in shade.

Before



After

The infiltration method Achieving a healthy smile



When braces have finally been removed ...

Anyone who wears a fixed orthodontic appliance looks forward to having perfect, even, teeth. It is therefore all the more disappointing when white spots become apparent after the brackets have been removed.

Gentle treatment of white spots – so that you can feel comfortable again with your smile

But even without orthodontic appliances, no one is entirely protected against white spots affecting enamel. In order to correct this discoloration, options up until now have included ceramic veneers.

Scan here for
the info film!



Thanks to Icon, a considerably less complicated, more gentle and entirely painless method is now available that is also very attractive in terms of the price of treatment.

This is how it works

- 1 Following brief preparation of the tooth using a gel, a highly fluid acrylic is applied to the white areas.
- 2 This fluid “infiltrant” is absorbed deeply into the tooth, filling the tiny defects.
- 3 Once light curing has been completed, the defects are permanently filled and the white spots no longer visible.



Benefits of treatment using Icon

- Esthetic result after just one treatment
- Healthy tooth substance is retained
- Gentle and painless treatment without drilling
- Natural tooth shade with an even appearance

Just because you can't see it does not mean that it isn't there

Difficult to clean: the inter-dental spaces

Caries develops when certain bacteria adhere to teeth in the form of plaque, converting sugar from foodstuffs into acids. These acids dissolve the minerals contained in the enamel, making it porous. Caries often occurs in areas between the teeth that a toothbrush can only reach with difficulty. Initially, we don't even notice this ourselves. Pain only occurs when caries has already become established deep within the tooth. Before this happens, it can only be detected by a thorough dental examination e.g. using an X-ray. Children, teenagers and young adults most often find their teeth affected.

Tooth retention is important ...

During a check-up, when a dentist finds areas where enamel has been damaged, they must consider whether it might be possible to repair

the mineral loss through consistent and careful oral hygiene, or whether a filling is necessary.

Up until now, a truly satisfying solution was not available in borderline cases: by waiting, we risk damaging the enamel even further. However, even conventional caries treatment (fillings) is not ideal at this early stage as drilling also always damages healthy tooth substance.

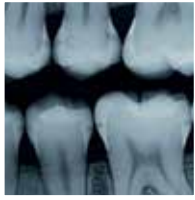
... and with Icon, it couldn't be easier!

The infiltration method using Icon is ideal for incipient caries as the healthy tooth substance is retained.

A particular benefit of the Icon method is that it can also be used in the case of milk teeth – so that children do not become afraid of the dentist and his drill in the first place!

*Prevention
is better than cure*





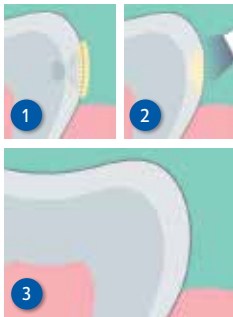
Stop inter-dental (proximal) caries without drilling!

» The gentle treatment afforded by Icon is a real bonus, particularly for patients who were previously afraid to visit their dentist. As we are now in a position to repair damage to enamel in the early stages, regular check-ups are even more worthwhile for nervous patients. The earlier initial damage is detected, the better the chance that drilling will not be required at all.◀◀

Dr. Sigrid Großschulte, Germany

Children are delighted because Icon can be used to perform treatment before a cavity even develops

Clinically proven*: Caries infiltration is also suitable for milk teeth. And little patients, in particular, are very thankful when the drill remains switched off.



This is how it works

- 1 Following brief pre-treatment of the tooth using a gel, a highly fluid acrylic is applied to the affected area, and absorbed deeply into the enamel.
- 2 Once light curing has been completed, the damaged area is filled without drilling.
- 3 Caries can no longer continue to develop.

Benefits of treatment using Icon

- No drilling, no needles
- The tooth substance is retained
- Just one treatment

Scan here for the info film!



* Ekstrand KR, Bakhshandeh A, Martignon S(2010); Treatment of proximal superficial caries lesions on primary molar teeth with resin infiltration and fluoride varnish versus fluoride varnish only; efficacy after 1 year; Caries Res 44(1):41-44

Ask your dentist!

Using the infiltration method to

- ↪ arrest caries at an early stage
- ↪ Treat white spots

Instead of drilling, simply “fill” with an acrylic fluid: Infiltration treatment is a gentle process that offers results that are quickly visible.

Important to know: This method is only suitable for treating caries in the early stages. In the case of deeper lesions, conventional treatment using a drill cannot be avoided.

Also ask your practice team about targeted precautionary measures:

- ↪ Healthy eating
- ↪ Good oral hygiene at home
- ↪ Regular visits to the dentist
- ↪ Professional dental cleaning
- ↪ Fluoride therapy

Detailed information is available
here on the Internet:

